




# we lift your spirit™ model **eleva classic™**



**eleva** presents their range of products and systems for automobile parking. Having matured over twenty years experience in this area, consolidated in our lifting installations with their endless [Archimedean] screw, **eleva** proposes a new series of parking solutions, with the objective of being able to satisfy a wider range of problem-situations.

**eleva classic™** can be installed and tested [approved] within three hours, and it can allow two vehicles to be stored in almost any garage\*, thanks to its adjustable dimensions.

**eleva classic™** comes with an insurance policy included and a two-year guarantee, to allow us to cater to your expectations of security.

**eleva classic™** also offers you a number of accessories, on request, such as a remote control, a single platform, an anti-acid sheet to protect against any corrosive liquid, and, in the case of condominium [apartment block] issues, an electricity consumption counter.

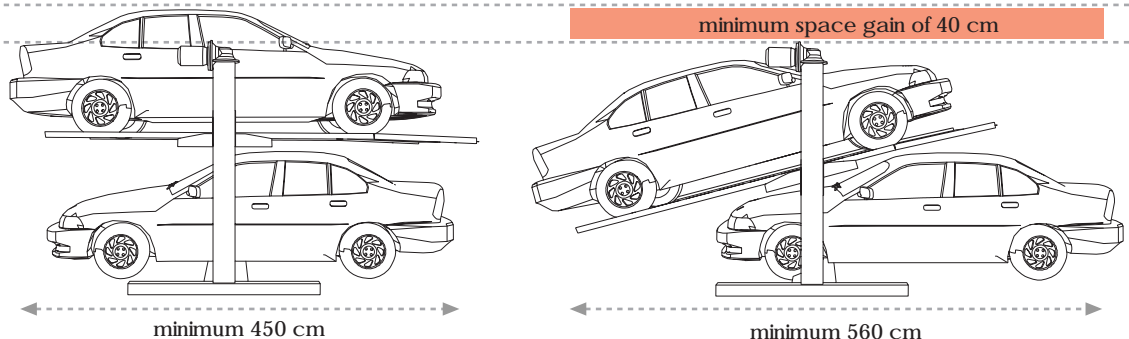
**eleva classic™** is certificated and has the CE security mark.

Maximum load: 2000kg  
Motor: 220V single-phase or 380V three-phase 1.5kW

\*Minimum garage dimensions required: width 250 cm, height 250 cm, length 450 cm

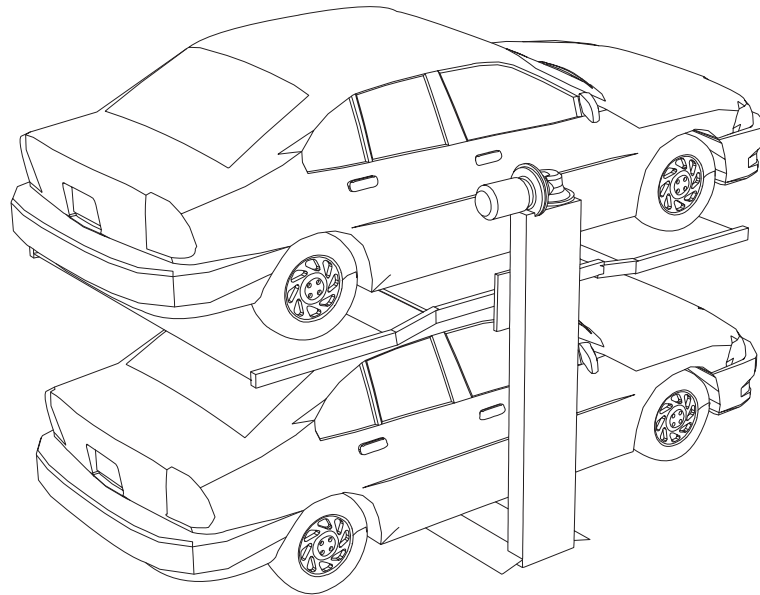
For more information visit: <http://www.eleva.co.uk>

horizontal minimum 300 cm  
inclined minimum 260 cm





# we lift your spirit™ model **eleva space**™



**eleva** presents their range of products and systems for automobile parking. Having matured over twenty years experience in this area, consolidated in our lifting installations with their endless [Archimedean] screw, **eleva** proposes a new series of parking solutions, with the objective of being able to satisfy a wider range of problem-situations.

**eleva space**™, is the parking system for those who have problems of narrow garage dimensions\*. Thanks to the presence of a single lifting column, **eleva space**™ reduces to an even greater extent the operating width necessary.

**eleva space**™, can be installed and tested within four hours and allows the two cars to be stored within a single garage, providing it had a minimum height of 300 cm.

**eleva space**™, comes with an insurance policy included and a two-year guarantee, to allow us to cater to your expectations of security.

**eleva space**™, also offers you a number of accessories, on request, such as a remote control and, in the case of condominium [apartment block] issues, an electricity consumption counter.

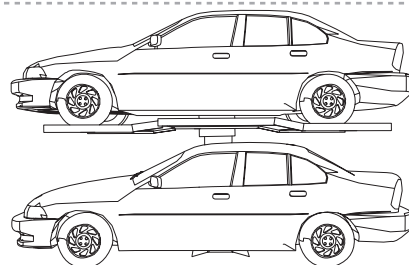
**eleva space**™, is certificated and has the CE security mark.

Maximum load: 2000kg  
Motor: 220V single-phase or 380V three-phase 1.5kW

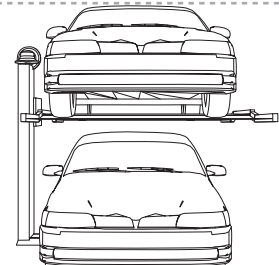
\*Minimum garage dimensions required: width 240 cm, height 300 cm, length 450 cm

For more information visit: <http://www.eleva.co.uk>

minimum 300 cm




minimum 450 cm



minimum 240 cm



# we lift your spirit™ model **eleva avantgarde™**



**eleva** presents their range of products and systems for automobile parking. Having matured over twenty years experience in this area, consolidated in our lifting installations with their endless [Archimedean] screw, **eleva** proposes a new series of parking solutions, with the objective of being able to satisfy a wider range of problem-situations.

**eleva avantgarde™**, is the parking system for those who consider the speed of elevation to be essential; based on a sophisticated hydraulic system, it permits the elevation of an automobile in less than 30 seconds.

**eleva avantgarde™**, can be installed and tested [approved] within four hours, and it can allow two vehicles to be stored in almost any garage\*.

**eleva avantgarde™**, comes with an insurance policy included and a two-year guarantee, to allow us to cater to your expectations of security.

**eleva avantgarde™**, also offers you a number of accessories, on request, such as a remote control, a single platform, an anti-acid sheet to protect against any corrosive liquid, and, in the case of condominium [apartment block] issues, an electricity consumption counter.

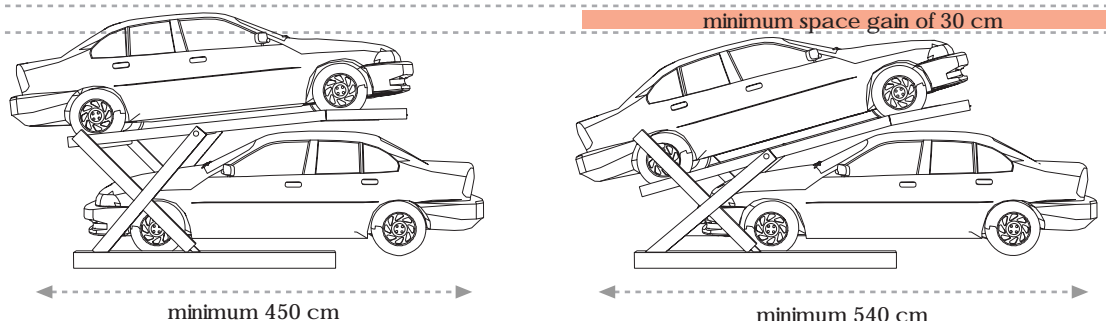
**eleva avantgarde™**, is certificated and has the CE security mark.

Maximum load: 2000kg  
Motor: 220V single-phase or 380V three-phase 1.5kW

\*Minimum garage dimensions required: width 250cm, height 250cm, length 450cm

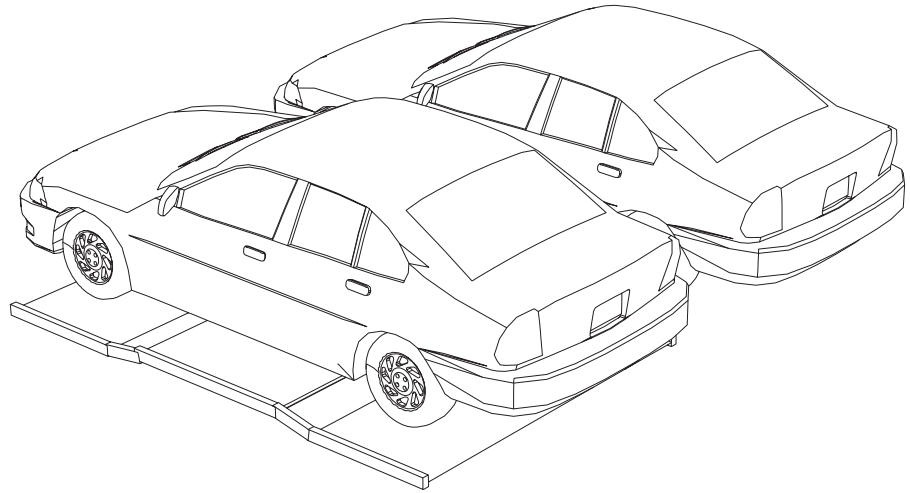
For more information visit: <http://www.eleva.co.uk>

horizontal minimum 300 cm  
inclined minimum 260 cm





# we lift your spirit™ model **eleva traslator™**



**eleva** presents their range of products and systems for automobile parking. Having matured over twenty years experience in this area, consolidated in our lifting installations with their endless [Archimedean] screw, **eleva** proposes a new series of parking solutions, with the objective of being able to satisfy a wider range of problem-situations.

**eleva traslator™**, is the parking system for those who have a double garage but a single entrance. Positioning the vehicle on a sideways moving platform (see image 1) and moving the car into the usually inaccessible part of the garage, it is possible to park a second vehicle in the space remaining (see image 2).

**eleva traslator™**, can be installed and tested within two hours and can be worked manually or mechanically.

**eleva traslator™**, comes with an insurance policy included and a two-year guarantee, to allow us to cater to your expectations of security.

**eleva traslator™**, also offers you a number of accessories, on request, such as a remote control, a single platform, electronic commands and , in the case of condominium [apartment block] issues, an electricity consumption counter.

**eleva traslator™**, is certificated and has the CE security mark.

Maximum load: 3000kg  
Motor: 220V single-phase or 380V three-phase 1.5kW

For more information visit: <http://www.eleva.co.uk>

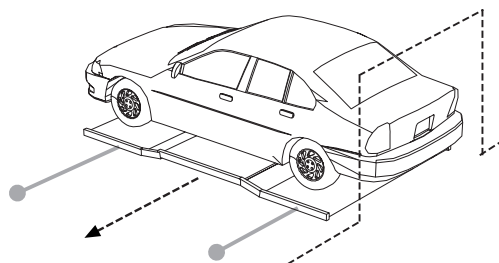


image 1

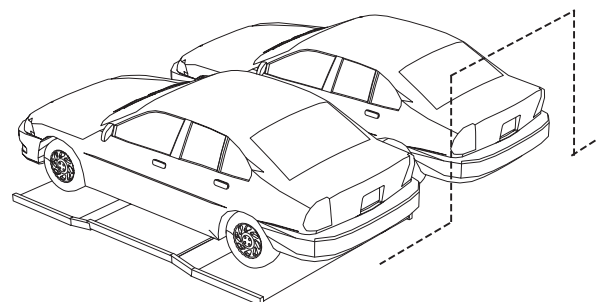


image 2